

THE LIVING ATTIC



*The Living Attic - Advice
Roof Windows - Flashings - Blinds*

BRINGING LIGHT TO LIFE

THE BEST PLACE IN THE HOUSE






It is not a trick - it is for real. VELUX roof windows turn your attic into a light and airy oasis. An attic does not have to be a dark and secondary part of the house. Open the attic to the daylight and experience the change: Space will grow and suddenly you are connected to the surrounding nature. The open space, the extended view, the abundance of natural light will all make you feel comfortable.

For 60 years we have been giving our customers this feeling of freedom and comfort in their attics while extra value has been added to their houses.

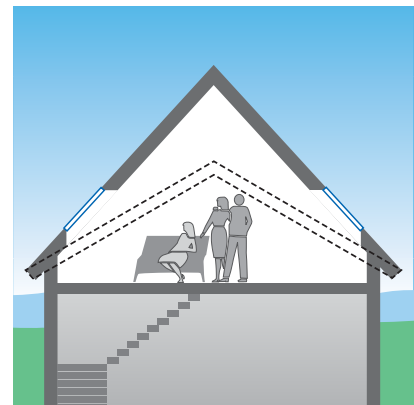
Light, outlook, and atmosphere are what makes an attic the best place in the house. The low position of the windows guarantees an excellent connection to the surrounding world.

This attic was created with 4 VELUX GGL S08 and VELUX combi flashing system.



MAKE USE OF THE OPEN SPACE

As the attic can be arranged without bearing walls, you can use the space to the maximum. Open the room to the top and move the dwarf walls to the corners.



INCREASE THE ROOF PITCH

VELUX roof windows are suitable for most roof pitches, but the steeper your roof pitch, the more space you will have in your attic.

LET THE LIGHT PLAY AND SPACES GROW


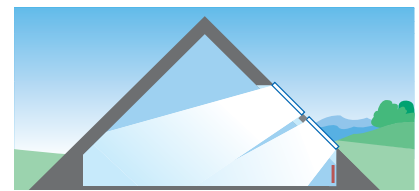





Interiors with sloping walls have their own individual character. The contemporary architecture advocates open spaces and lots of light. An attic interior can be designed without bearing walls which would otherwise limit this beautiful space. The daylight will stream in from different levels and angles, thus creating an inimitable atmosphere.

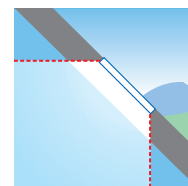
The economy is also one of the advantages. Including the attic into the living square metres is usually the most cost-efficient way to get more space within the house.

The open layout of the attic makes it possible to place windows in several levels and illuminate all corners of the room.

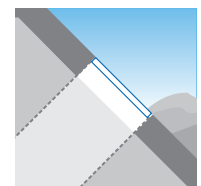


OPTIMISE LIGHT DISTRIBUTION

You can indeed play with light in the open attic space and place the windows according to your needs. We recommend that the glass area is minimum 10% of the floor area of the room, but you will never regret more daylight.



Right




Wrong

MAXIMISE DAYLIGHT

Horizontal linings above and vertical linings below the window give the most effective light distribution in the room.

WITH A VIEW OUT ...

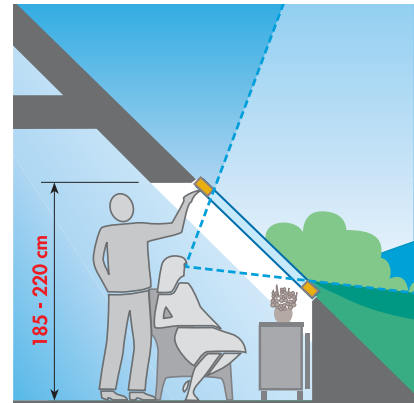




The attics with VELUX roof windows combine the originality of the interior with all the comfort demanded by modern people. The low placement of roof windows gives you an excellent view, which may well be the best of the whole house.

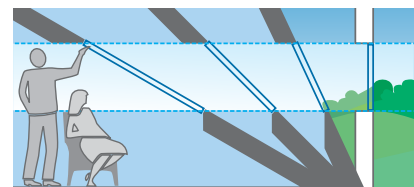
Imagine you are sitting in a sofa, in a peaceful place of an attic, enjoying the scenery of roof tops and hills. Nobody is stamping above your head and the noise from the street is far, far away. Light, view and peace is what makes an attic the best place in the house.

The low position of the windows guarantees an excellent view and connection with the surrounding world. With the VELUX combi system, you can create almost any group formation of roof windows.



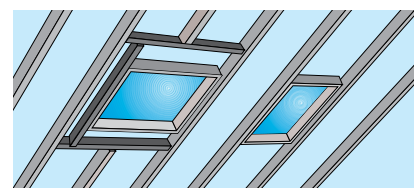
CORRECT WINDOW POSITION

VELUX roof windows are operated from the top. Therefore they can be placed in a low position. The operation is easy and you will be able to enjoy the view. The top operation allows you to place your furniture just under the window and use the valuable space in the attic.



CHOICE OF RIGHT SIZE

The roof pitch has an influence on the window size. The lower the roof pitch, the longer window you will need in order to get the optimum living comfort.



RAFTER DISTANCE

The roof construction does not restrict your choice of the window size. By use of trimming you can always choose the window that gives you the light and view that you want.

60 YEARS' INNOVATION BY VELUX ... RIGHT AT YOUR FINGERTIPS!

DESIGNED WITH YOU IN MIND

Today's modern range of VELUX roof windows is the result of 60 years' experience with design and production technology.



EASY OPERATION

The window control bar is a special VELUX feature. Today it is redesigned with ergonomics in mind, to ensure smooth and comfortable daily use of your VELUX roof window.



FRESH AIR ANYTIME

Only VELUX offers the unique integration between a top placed control bar and an easy-to-use ventilation flap. This feature comes with window types GGL, GHL, GGU, and INTEGRA.



SMOOTH AND STRONG

The inside wood surfaces are cared for with smooth rounded edges and varnish. In addition, the lamination gives the final product strength and durability.



VELUX GLAZING TECHNOLOGY

Every detail matters. Therefore VELUX produces our own energy panes. The 24 mm double glazed panes meet the strictest world standards. They offer you a low U-value (1.2) which saves energy in the winter and reduces the heat impact in the summer.

Traditionally double glazing is "cooler" along the edges. Therefore VELUX has introduced a new "warm edge" technology which helps preventing periodic condensation during very cold weather outside.



HIGH STANDARDS

VELUX pays attention to numerous important details like improved aesthetics, better functionality and new principles for easy installation.

QUALITY CONTROL

We use carefully selected Nordic pine from controlled forests. In all, the best possible quality standards are supplied to our customers.



PROFESSIONAL TESTING

VELUX roof windows and accessories are thoroughly tested in our laboratory, simulating the most extreme weather conditions.



CUSTOMER SERVICES

Our Customer Service team is ready to receive your calls and answer whatever questions you may have. Our wide product knowledge is further backed by specialist departments within architecture, technical constructions, and logistics.



OTHER VELUX SERVICES

We supply inspiration and technical material to architects and contractors. Please contact our Customer Service team for more information about relevant material to professionals.



RESISTANT SURFACES

All timber VELUX roof windows are supplied in TOPfinish™, a waterbased colourless varnish which protects and finishes the internal surfaces of the roof window.



TOPfinish™

- _____ Quality pine
- _____ BASEtreatment with preservative
- _____ First coat varnish
- _____ Sanding
- _____ Second coat varnish

VELUX ROOF WINDOWS SELECTION



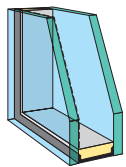
GGL

QUALITY AND MORE

The most popular in the VELUX range. Since it was invented in 1968, the continuously improved GGL still offers the unique ventilation flap which is integrated with the "easy-lock" control bar.

GGL INFORMATION

- Pivot function with comfortable top operated control bar.
- The open ventilation flap will exchange 14 - 28 m³ of air per hour, depending on the window size.
- Elegant wooden frame and sash.
- Installation roof pitch 15°-90°.
- Electric operation possible:
See window type INTEGRA or accessories.



PANE "59"
Energy saving pane with toughened double glazing.
U-value = 1.2.
(=1.5 for the whole window).



TOPfinish™
Elegant Nordic pine surface protected with 2 layers of varnish.



VENTILATION FLAP
GGL includes the ventilation flap. A built-in air-filter (washable) stops dust and insects.

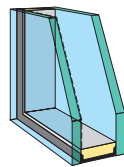
GHL

DOUBLE-FUNCTION COMFORT

The double-function GHL sash may be opened in either a top-hinged or a centre-hinged position. The top hinged position will give you an ideal view when the roof pitch is low.

GHL INFORMATION

- The top-hung function can be opened in three positions up to a 30 degree opening for space and a perfect view.
- Ventilation flap, TOPfinish varnish and other features like GGL.
- Installation roof pitch 15°-55°.



PANE "59"
Energy saving pane with toughened double glazing.
U-value = 1.2.
(=1.5 for the whole window).



BOTTOM HANDLE
Extra handle at the bottom is used to open GHL in the top-hung position.



VENTILATION FLAP
GHL also has the ventilation flap. A built-in air-filter (washable) stops dust and insects.

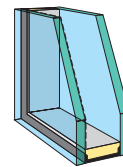
GGU

IDEAL FOR "DAMP" ROOMS

The attractive white finish makes it a great choice for any room. However, the white polyurethane GGU is especially suitable for "damp" rooms like bathrooms, kitchens and bedrooms.

GGU INFORMATION

- Pure white finish and rounded corners.
- Maintenance-free surface finish.
- Comfortable top operation control bar opens the pivot-hung sash.
- The open ventilation flap will exchange 14 - 28 m³ of air per hour, depending on the window size.
- A built-in air-filter (washable) stops dust and insects.
- Installation roof pitch 15°-90°.



PANE "59"
Energy saving pane with toughened double glazing.
U-value = 1.2.
(=1.5 for the whole window).



POLYURETHANE
A waterproof white polyurethane is protecting the laminated wooden core.



EVERfinish
GGU is also suitable for children's rooms, as the tough surface is easy to clean.



EASY CLEANING

All VELUX roof windows can be rotated for easy cleaning of the outside glass. The sash can be locked in this position.

MAINTENANCE

Our products are built to last, and require only a minimum of maintenance, like internal paint or varnish when needed.

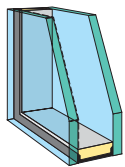
INTEGRA™ GGL/GGU

COMFORT AT YOUR FINGERTIPS

These electrically controlled variants of GGL and GGU are the ideal choice for high placed windows or for situations where you desire the ultimate comfort.

INTEGRA INFORMATION

- *INTEGRA comes complete with preinstalled motor and control system. You just need to connect it to the power supply.*
- *Infrared remote control is included, which operates both the window and the ventilation flap.*
- *Opportunity to add two extra electrical products, e.g. internal and external blind or roller shutter.*
- *Other features exactly as model GGL/GGU*



PANE "59"

Energy saving pane with toughened glazing is included U-value = 1.2. (=1.5 for the whole window).



IR-CONTROL

An infrared remote control is included with INTEGRA GGL.



RAIN SENSOR

The included rain sensor will activate and close the window if the rain starts unexpectedly.



DEEP INSTALLATION

VELUX windows are positioned deep in the roof surface. The result is better insulation, longer durability and a discreet appearance.



EASY INSTALLATION

Special patented brackets help you to a correct and easy fixing into the roof construction.



SCL / SML

ROLLER SHUTTERS

The roller shutter protects against a wide variety of weather conditions; heat, light, cold, noise (from hail and rain), and condensation to the pane surface. Through innovative design and construction the roller shutter offers an optimum fulfilment of the owner's need for protection and security. The shutter will also function as an insulating barrier in extreme climatic conditions.

The shutter SCL is manually operated.

The shutter SML is electrically operated.



ELECTRICAL OPERATION

Shutter type SML is operated by the electrical control system WUX 120, or WLX 131 (accessories).

Please refer to page 15.

VELUX FLASHINGS



FOR A PERFECT PROJECT

The VELUX flashing system offers you both a simplified work process and a professional and tight solution.

VELUX flashings are made of maintenance-free aluminium, and they are compatible with all types of roofing materials.

DISCREET AND LOW PROFILE

The harmonious grey colour matches with the covering on VELUX roof windows. In addition, the installation method offers a streamlined deep position in the roof surface.

Installation instructions are included with every VELUX product.

EFFECTIVE DRAINAGE

The VELUX flashing system ensures effective drainage of water and snow.

The flashing sections will be hidden, as the roofing material covers the top and both sides.



EDH

FLASHING FOR PROFILED ROOFING MATERIALS

VELUX flashing EDH is supplied for tiles and other profiled roofing materials which are up to 90 mm in profile height (total thickness).

*EDH is for installation of one window.
For combi solutions, ask for flashing EKH.*



EDW

FLASHING FOR HIGH-PROFILED ROOFING MATERIALS

VELUX flashing EDW is supplied for tiles and other profiled roofing materials which are up to 120 mm in profile height (total thickness).

*EDW is for installation of one window.
For combi solutions, ask for flashing EKW.*



EDS

FLASHING FOR FLAT ROOFING MATERIALS

VELUX flashing EDS is supplied for slates, shingles and other flat roofing materials which are up to 16 mm (2 x 8 mm) in thickness.

*EDS is for installation of one window.
For combi solutions, ask for flashing EKS.*

VELUX COMBI FLASHINGS

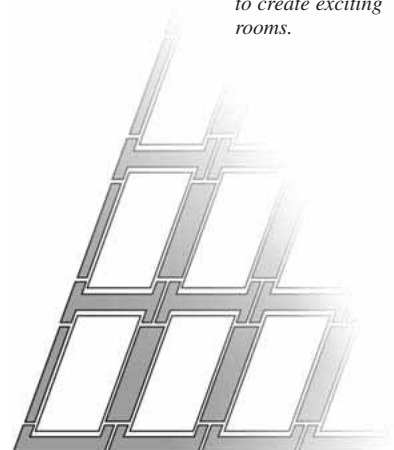


COMBI FLASHINGS FOR GROUPS

With combi flashings it is easy to make window groups to suit architecture or interior effects. As standard the distance between the windows is 100 mm in both directions.



The VELUX combi flashings give you endless possibilities to create exciting rooms.



UNLIMITED COMBI

VELUX does not only give you light and fresh air. With the combi system you can create eye-catching views and light effects.

Window types GGL, GHL and INTEGRA can freely be used together. For groups other than shown, please inquire for details and delivery.

VELUX BLINDS AND ACCESSORIES

DECORATION AND TAILOR-MADE COMFORT

What better way to add style and comfort to your room than by fitting a VELUX blind.

Our blinds are tailor-made especially for VELUX roof windows and can be easily fitted in a matter of minutes. Internal and external options cover the whole range of functions from pure decoration through to heat control and security.

VELUX accessories are made from only the finest materials and are designed with you in mind.



RHL/RML ROLLER BLINDS FOR DECORATION

Classic roller blinds give you an all-round possibility to adjust the light. They are economical and add colour to your home. The fabric is of a dirt resistant quality. RHL is manually operated. RML is electrically operated.

DKL/DML BLACKOUT BLINDS FOR SLEEPING

The VELUX blackout blind is the ideal solution for bedrooms as it blocks out all the light. The exterior has a reflective thermo coating which keeps the room cooler in the summer and warmer in the winter. DKL is manually operated. DML is electrically operated.



ZAZ 040
Roller blinds in high installed windows can be operated by a special cord ZAZ 040



ALUMINIUM CHANNELS
The blind runs in aluminium side channels. This allows the blind to be fixed in any position.



QUICK AND EASY


Pre-fitted brackets in VELUX roof windows make it easy to add decoration and comfort.




WHICH SIZE ?

Each VELUX window has a data plate informing you about the window model and size.

COLOURS




4000
Naturally grained



1028
White




1085
Beige



1025
White



1086
Beige



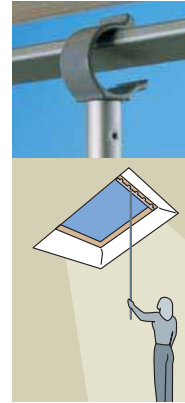
9050
Dark blue



0855
Yellow



1100
Dark blue



CONTROL ROD ZCT 200

This telescopic rod control can be adjusted in lengths from 100 to 183 cm. ZCT 200 operates:

- window
- roller blind (requires adapter)
- blackout blind

ZCT 100

100 cm extension module for control rod ZCT 200.



CORD - ZAZ 010

5 m cord control which operates the window control bar and opens the window.

PAL/PML VENETIAN BLINDS FOR LIGHT CONTROL

You can control both the direction and the amount of light in a stylish way. The eggshell white slats have a reflective thermo coating which functions as an energy barrier. The VELUX Venetian blind is perfectly balanced and moves smoothly in side rails. PAL is manually operated. PML is electrically operated.

ALUMINIUM RAILS

The slats run smoothly in brushed aluminium side rails.



MHL AWNING BLIND FOR SUN PROTECTION

The VELUX awning blind gives you effective shield against the sun. The weatherproof net material still lets a pleasant diffused light into the room. The awning blind is easy to install and operate from the inside.

The VELUX awning blind may be installed even if an interior blind is fitted.



ELECTRICAL OPERATION

Electrical remote control systems can be fitted to already installed window models GGL and GGU.

For new installations, INTEGRA GGL/GGU is recommended, which offers infrared cordless control.

WMG 520

Window opener/motor. Operated by control boxes WUX 120 or WLX 131.



COLOUR 9150

Eggshell white on one side, thermo coating on the other side.


INSULATION

The thermo coating reduces the heat in the summer and the energy loss in the winter.



OPERATION

Fitted externally over the outer pane, the awning blind is easily operated from the inside.



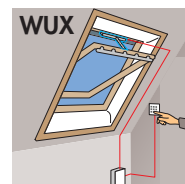
MATERIAL

The weatherproof net material allows you to see out, whilst at the same time filtering the rays of the sun.

5060 Black net


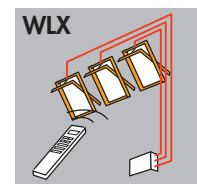
WUX 120

Electrical control box and manual switch. Operates one window or electrical blind only.



WLX 131

Electrical control system which can operate up to 3 units, windows and/or electrical blinds. Remote control to be ordered separately.



ROOF WINDOW SIZES

The diagram shows a grid of roof window sizes with dimensions in centimeters. The vertical dimensions are 98, 118, and 140 cm. The horizontal dimensions are 55, 66, 78, and 114 cm. The window codes are arranged as follows:

- Top row: C04 (55x98), M04 (78x98)
- Middle row: F06 (66x118), M06 (78x118), S06 (114x118)
- Bottom row: M08 (78x140), S08 (114x140)

SUIT ROOF PITCHES:

- GGL 15°-90°
- GHL 15°-55°
- GGU 15°-90°

If other sizes are requested, please contact your VELUX dealer or VELUX International A/S

WINDOW TYPE	CODE	C04 55 x 98	F06 66 x 118	M04 78 x 98	M06 78 x 118	M08 78 x 140	S06 114 x 118	S08 114 x 140
GGL		●	●	●	●	●	●	●
GHL		●	●	●	●	●	●	●
GGU		●	●	●	●	●	●	●
INTEGRA™ GGL		●	●	●	●	●	●	●
INTEGRA™ GGU		●	●	●	●	●	●	●
Previous window codes		104	206	304	306	308	606	608
Daylight Glass Area m ²		0,27	0,45	0,44	0,56	0,69	0,89	1,11
Max. Floor Area m ²		2,70	4,50	4,40	5,60	6,90	8,90	10,10

The minimum window glass area should be 10% of the floor area of the room. The chart above shows the maximum floor area each window size will then satisfy. Depending of the purpose of the room, VELUX recommends to increase the window glass area, and to distribute the daylight requirements on several roof windows.



VELUX International A/S
 Ådalsvej 99
 DK-2970 Hørsholm
 Denmark
 Tel.: +45 45 16 40 00
 Fax: +45 45 16 47 45
 Internet: www.VELUX.com
 e-mail: VELUX-INT@VELUX.com

Your VELUX dealer